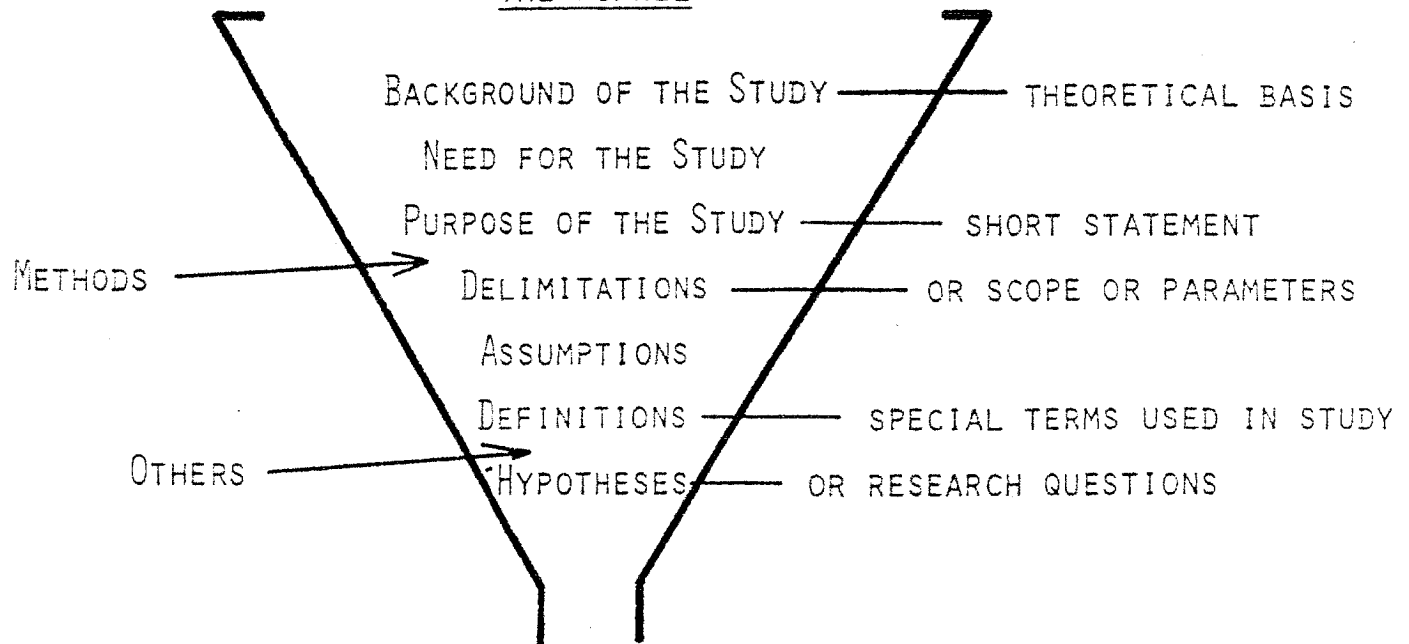


**- Larry Smiley -**

# CHAPTER I

## THE FUNNEL



THIS CHAPTER ANSWERS THE QUESTION--

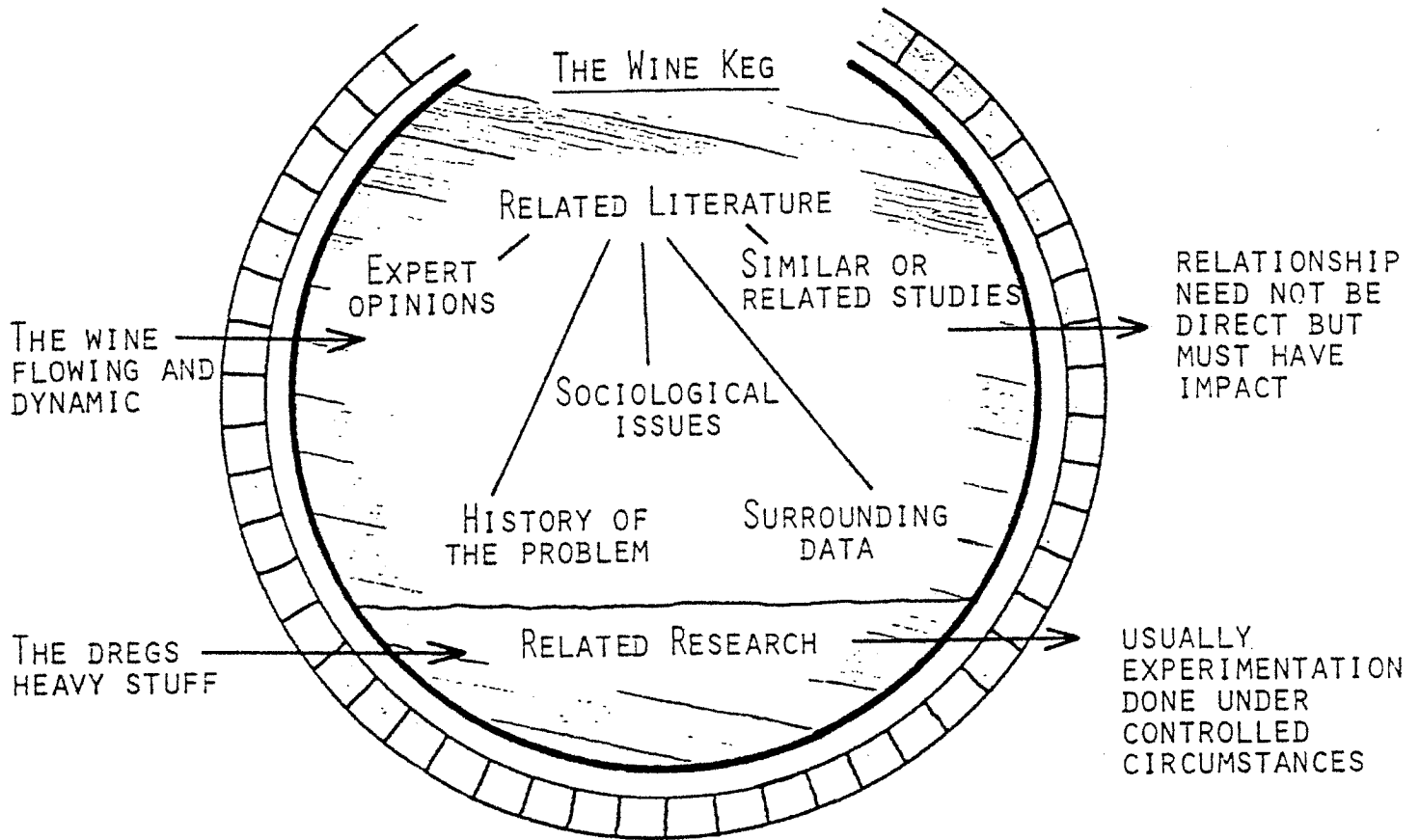
WHAT DO I PLAN TO DO?

THE FUNNEL NOTION IS THAT EVERYTHING YOU WRITE NARROWS AND MAKES MORE PRECISE WHAT YOU PLAN TO DO. THE HYPOTHESES OR RESEARCH QUESTIONS YOU PLAN TO STUDY ARE EXACTLY WHAT YOU PLAN TO DO.

---

With special thanks and appreciation to Dr. Donald K. Lemon, Professor Emeritus,  
University of North Dakota.

## CHAPTER II



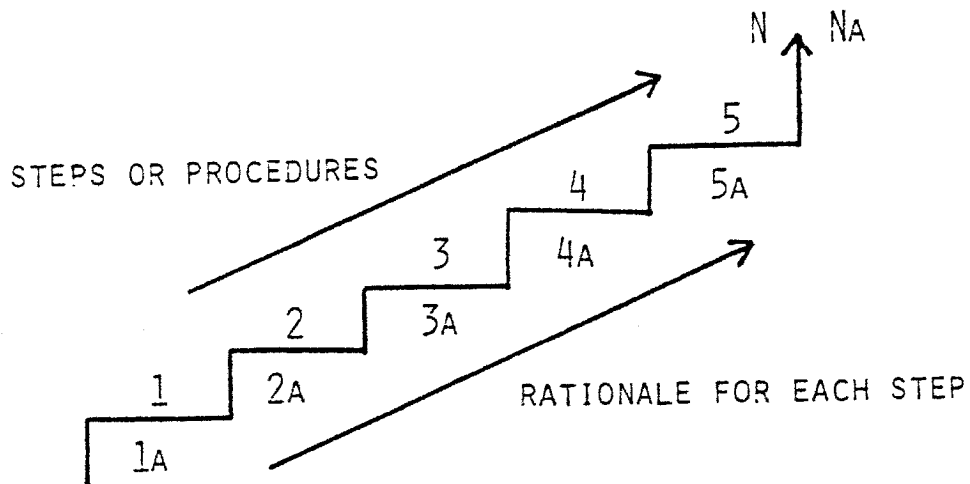
THIS CHAPTER ANSWERS THE QUESTIONS--

WHAT HAVE OTHERS FOUND--WHAT DO OTHERS THINK--WHAT DATA HAVE  
IMPACT ON THE TOPIC UNDER CONSIDERATION?

BE SURE THE FOOTNOTES MATCH ACCURATELY WITH THE  
SELECTED REFERENCES.

## CHAPTER III

### THE STEPS



E.G.

BUILD INSTRUMENT  
TEST INSTRUMENT FOR RELIABILITY AND VALIDITY  
REVISE INSTRUMENT  
SELECT SAMPLE POPULATION  
ADMINISTER INSTRUMENT TO SAMPLE  
COLLECT THE DATA  
SCORE THE DATA  
TABULATE THE DATA  
SELECT APPROPRIATE STATISTICAL TEST  
WRITE COMPUTER PROGRAM  
PERFORM STATISTICAL ANALYSIS  
REPORT THE FINDINGS

THIS CHAPTER ANSWERS THE QUESTION--  
HOW WILL I ACCOMPLISH WHAT I PLAN TO DO?

## CHAPTER IV

### THE PICTOGRAPH

A. AN INTRODUCTORY STATEMENT--

FOLLOWED BY:

B. A VISUAL PRESENTATION OF THE DATA--

USUALLY: A TABLE

A FIGURE

A GRAPH

FOLLOWED BY:

C. A NARRATIVE DESCRIBING THE DATA IN THE VISUAL PRESENTATION.

THIS CHAPTER ANSWERS THE QUESTIONS--

WHAT DID I FIND?

WHAT ARE THE DATA?

THE PRESENTATION OF DATA SHOULD BE DONE OBJECTIVELY AND IN A TECHNICALLY ACCURATE WAY. THIS DOES NOT SUGGEST ENTERTAINING THE READER.

## CHAPTER V

### THE KNOT: TIEING IT ALL TOGETHER



#### A. SUMMARY--

BRIEF SUMMARY OF THE FINDINGS (CHAPTER IV) MAY INCLUDE DATA FROM WHAT OTHERS FOUND IF ESPECIALLY PERTINENT (CHAPTER II)

#### B. CONCLUSIONS--

BASED ON THE DATA, WHAT DO YOU CONCLUDE, I.E., WHAT DO THE DATA TELL YOU? (REMEMBER THAT A CAUSE AND EFFECT RELATIONSHIP IS VERY DIFFICULT TO ESTABLISH.) INCLUDE LIMITATIONS OF THE STUDY (INADEQUACIES) IN THIS SECTION.

#### C. DISCUSSION--

THIS SECTION CAN INTEGRATE THE CONCLUSIONS, I.E., SHOW HOW THEY ARE RELATED OR CONNECTED WITH EACH OTHER. AND IT CAN INCLUDE THE RELATIONSHIP OF YOUR DATA TO THE INFORMATION PRESENTED IN CHAPTER II.

#### D. RECOMMENDATIONS--

FOR ACTION (IMPLEMENTATION)  
FOR POLICY DEVELOPMENT  
FOR FURTHER STUDY  
FOR ?????